

BETA

This is a new service – your [feedback](#) will help us to improve it.[Home](#) > IDSR

Rowner Junior

URN: 146244 LAESTAB: 8502616 Local authority: Hampshire

Phase of education: Primary Type of education: Academy Converter

▶ [About the trust](#)

Release information: Provisional 2023 KS2

Release date: 18 October 2023 [IDSR news page \(https://www.gov.uk/guidance/idsr-news-and-updates\)](https://www.gov.uk/guidance/idsr-news-and-updates)

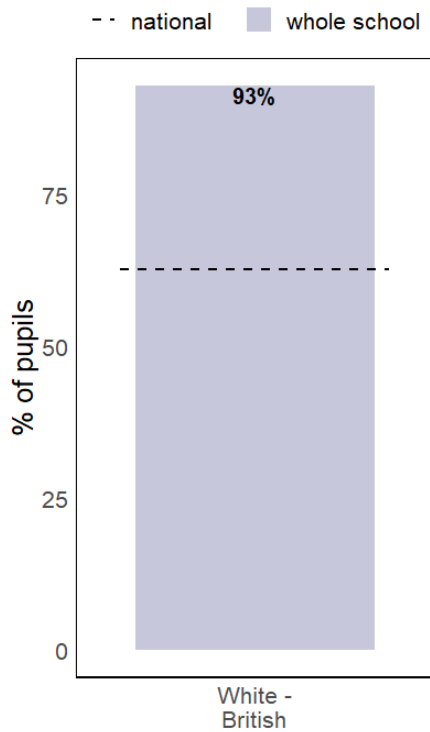
School characteristics

	2021	2022	2023
School number on roll	Close to average 218	Below average 207	Below average 205
School % FSM	Well above average 41	Well above average 42	Well above average 41
School % SEND support	Well above average 24	Well above average 20	Well above average 24
School % EHC plan	Well above average 4.6	Above average 2.9	Well above average 3.9
School % EAL	Below average 3	Well below average 1	Well below average 2
School % stability	Well above average 92	Well above average 91	Well above average 94

	2021	2022	2023
Pupil base deprivation	Above average	Above average	Above average
School location deprivation	Above average	Above average	Above average

Ethnicity

Groups that represent 5% or more of the overall cohort



► [Table](#)

SEND characteristics

Type of resourced provision: No resourced provision

Number of pupils with SEND who are also FSM and/or CLA: 31

SEND primary need	SEND support (49)				Total
	Y3	Y4	Y5	Y6	
Moderate Learning Difficulty	10	7	3	3	23
Social, Emotional and Mental Health	3	1	2	0	6
Speech, Language and Communication Needs	5	5	6	2	18
Physical Disability	1	1	0	0	2
Year group totals	19	14	11	5	49

SEND primary need	EHC plan (8)				Total
	Y3	Y4	Y5	Y6	
Moderate Learning Difficulty	0	0	2	1	3
Social, Emotional and Mental Health	1	0	0	1	2
Speech, Language and Communication Needs	0	0	3	0	3
Year group totals	1	0	5	2	8

Staffing

- *There is nothing to highlight for the proportion of education support staff relative to teaching staff.*
- Per pupil spending was in the highest 20% of similar schools in 2021/22 for: Staff development and training.
- Per pupil spending was in the lowest 20% of similar schools in 2021/22 for: Agency supply teaching staff.
- *There is nothing to highlight for teachers with at least one period of sickness absence in 2021/22 or 2020/21.*
- 1 day on average was lost to teacher sickness absence in 2021/22. This was in the lowest 20% nationally.
- At the time of the November 2022 census, there were no full-time vacant teacher posts in the school.
- *There is nothing to highlight for staff turnover in 2021, 2020 or 2019.*

Links to alternative provision and other providers

According to the January 2023 census, pupils at this school were also registered at the following registered providers (this does not include unregistered):

- Alternative provision - Southampton Hospital School - URN 140649 (1)

Absence






- Overall absence (7.5%) was in the **highest** 20% of all schools in 2021/22. It was also in the **highest** 20% of schools with a similar level of deprivation.
 - *There is nothing to highlight for persistent absence in 2021/22 compared to all schools or schools with a similar level of deprivation.*
-

Suspensions & permanent exclusions

Whole school

- For the whole school, the rate of total suspensions (2.9%) was in the **highest** 20% in 2021/22 as well as in 2020/21 and 2019/20.
- *For the whole school, there is nothing significant or exceptional to highlight for repeat suspensions compared to all schools in 2021/22, therefore no conclusions can be drawn from this data.*
- Of the 6 pupils in the whole school with at least one suspension in 2021/22, 1 was suspended on more than one occasion and none received 10 or more suspensions during the year.
- Of the 9 total suspensions in the whole school in 2021/22, the following reasons each accounted for more than 10%: **persistent disruptive behaviour** (5), physical assault against a pupil (2), drug or alcohol related (1), damage (1).
- There were no permanent exclusions in the whole school in 2021/22. The national average for this year was close to zero. There were no permanent exclusions in the previous two years either.

Progress and attainment at key stages 1 and 2

-  School difference from national has improved from comparator year
-  School difference from national has improved slightly from comparator year
-  Similar to comparator year or fewer than 11 pupils
-  School difference from national has weakened slightly from comparator year
-  School difference from national has weakened from comparator year

	2023 cohort/entries	Performance in 2023	2023 value	2023 nat value	1 year	4 year
Reading KS2 progress	43	Sig below national and 7th percentile	-3.2	0.0	—	—
Writing KS2 progress	44	Sig below national and 4th percentile	-4.6	0.0	—	—
Mathematics KS2 progress	43	Sig below national and 11th percentile	-3.3	0.0	—	—
Writing KS2 greater depth %	45	Sig below national and 16th percentile	2	13		—
EGPS KS2 high standard %	45	Sig below national and 15th percentile	13	30	—	—

[Non-significant data](#)

Pupil groups

Primary - 2023 data

	FSM and/or CLA	Low prior	Middle prior	High prior
RWM KS2 expected standard %	—	—	Sig below national	—

Absence - 2021/22

No pupil groups were highlighted for this school.

[News and updates](#) [Cookie policy](#)
[Accessibility statement](#) [Privacy notice](#)

OGI

All content is available under the Open Government Licence v3.0, except where otherwise stated



© Crown copyright